

UTRADE Futures (SP Trader) Two-factor Authentication User Guide

At UOB Kay Hian, we are committed to providing better trading systems with higher security for our clients. UTRADE Futures trading platforms have launched Two-factor Authentication Service to strengthen the security while you login to UTRADE Futures trading platforms. After the launch, you are required to register for the Two-factor Authentication service upon first login. Below are the simple steps to register for Two-factor Authentication Service:

Register on UTRADE Futures Web Program

Step 1: Download or update UTRADE Futures, and open the app

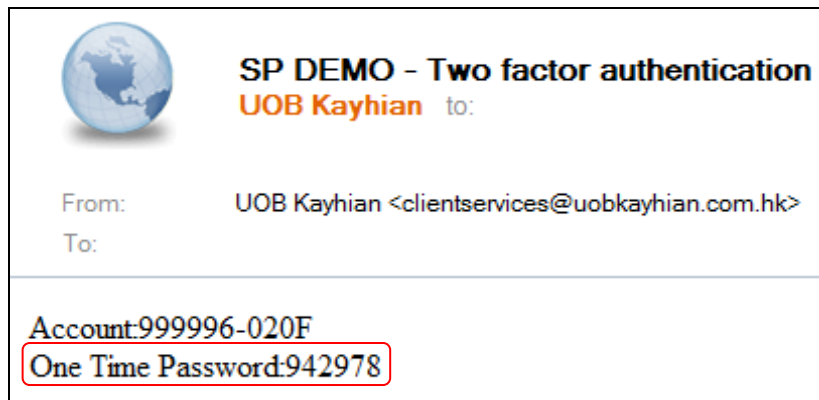
Updated UTRADE Futures (SPTrader) Web Program version:
SP trader R8.75.9 or above

Download link: <http://www.sharppoint.com.hk/download.php?lang=1>

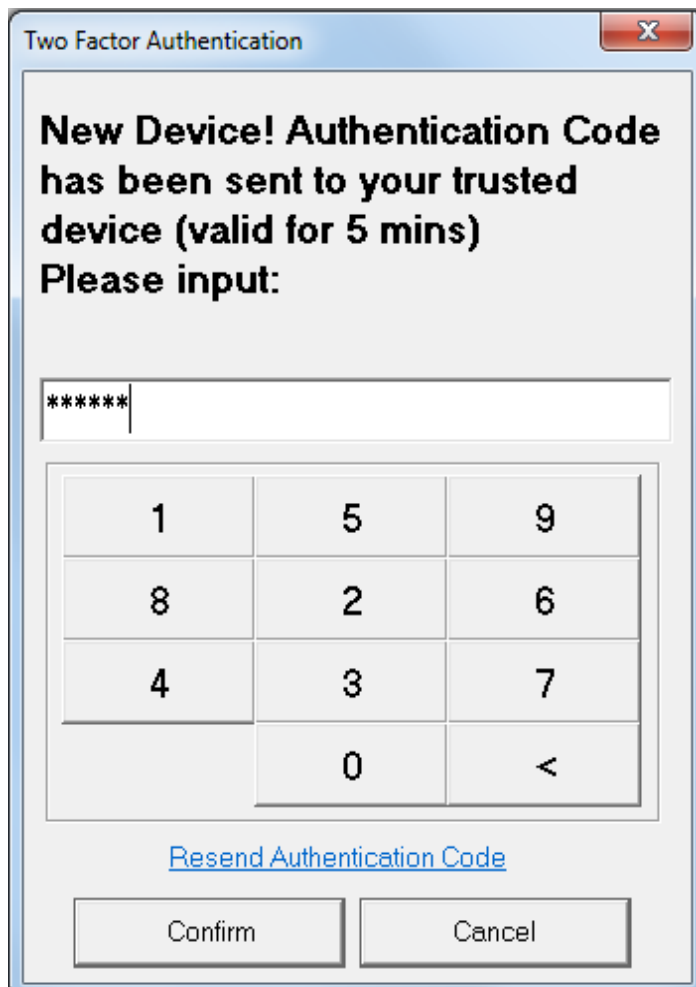
Step 2: Enter "User Id" and "Password", and login as usual



Step 3) While logging in, the system will automatically send an Authentication Code to your registered email. Please enter the 6-digit Authentication Code acquired from the registered email



Step 4) Enter the Authentication Code and register



Complete – Upon successful login, you have registered Two-factor Authentication for the device successfully

The screenshot displays the UOBKayHian trading platform interface. At the top, the title bar reads "SPSystem R8.75.9 - Client [999996-001F@www.uobkayhian.com.hk] (Business Date:2018/04/09)". The menu bar includes "File", "Market", "Orders", "Trades", "Account", "Tools", "Status", "Preference", "Desktop", and "Help".

The interface is divided into several main sections:

- Market Price - 1:** A list of market instruments. The "Futures" section is expanded, showing "HSIJ8", "HSIK8", and "HSIM8".
- SP Chart Analysis - <1 Min Chart-HSIJ8 HSI 2018-04>:** A technical analysis chart for HSIJ8. It features a candlestick price chart with three moving averages: SMA(5) at 29934.40, SMA(10) at 29934.80, and SMA(15) at 29924.13. Below the price chart is a volume bar chart. Technical indicators shown include DIF at 5.49, MACD at 20.67, and DEA at 12.26. The chart covers the date 2018-4-6 from 22:11 to 23:25. The current bar is 2523, and a note states "All Data For Reference Only".
- Account Info - [999996-001F<TESTING A/C - 1->] AE:996:**
 - Account ID: 999996-001F
 - UOBKayHian logo and slogan: 大華繼显, 您可信賴的投資夥伴
 - Buying Power: 0.00 HKD
 - NAV: 0.00 HKD
 - Margin Call: 0.00 HKD
 - Commodity P/L: 0.00 HKD
 - I.Margin: 0.00 HKD
 - M.Margin: 0.00 HKD
 - M.Level: -
- Orders and Trades:**
 - Buttons: Delete, Activate, Inactivate, De
 - Orders table header:

ORDERS	Id	Name	OS BQty	OS SQty	Price	V
--------	----	------	---------	---------	-------	---
 - Trades table header:

TRADES	Name	BQty	SQty	Price	Time	Order#
--------	------	------	------	-------	------	--------

Register on UTRADE HK For Futures Mobile Apps (SPTrader Pro HD)

Step 1: Download or update UTRADE HK for Futures (SPTrader Pro HD), and open the app

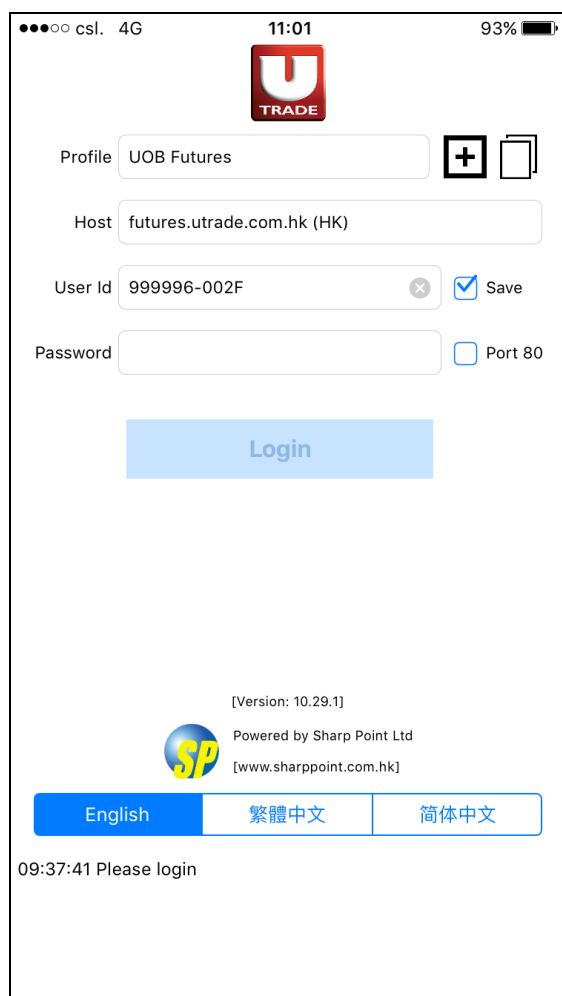
iOS Version:

10.23 or above (Search and download "SPTrader Pro HD" on App Store)

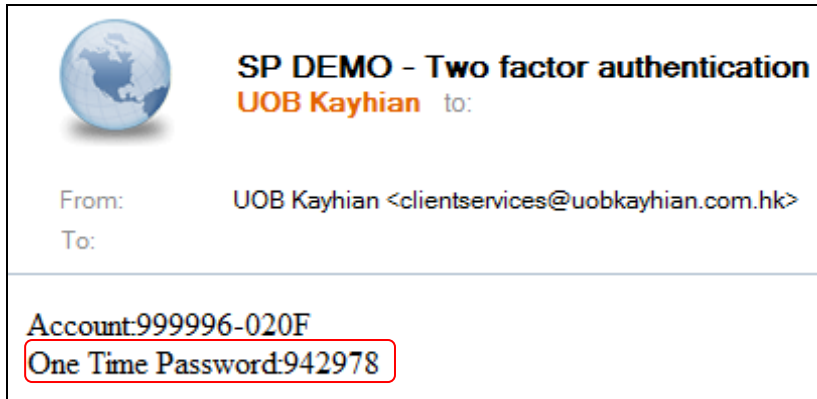
Android Version:

11.4 or above (Search and download "SPTrader Pro HD" on Google Play)

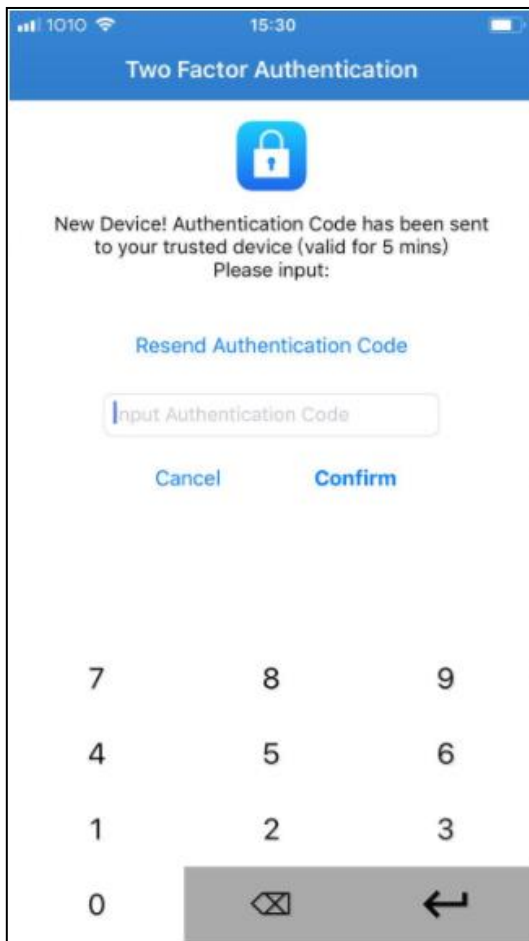
Step 2: Enter "User Id" and "Password", and login as usual



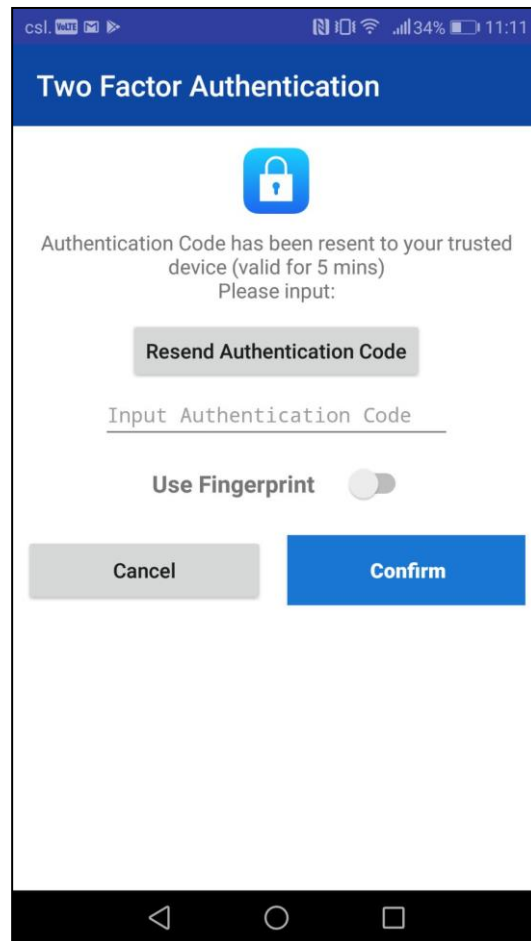
Step 3) While logging in, the system will automatically send an Authentication Code to your registered email. Please enter the 6-digit Authentication Code acquired from the registered email



Step 4) Enter the Authentication Code and register for Two-factor Authentication service

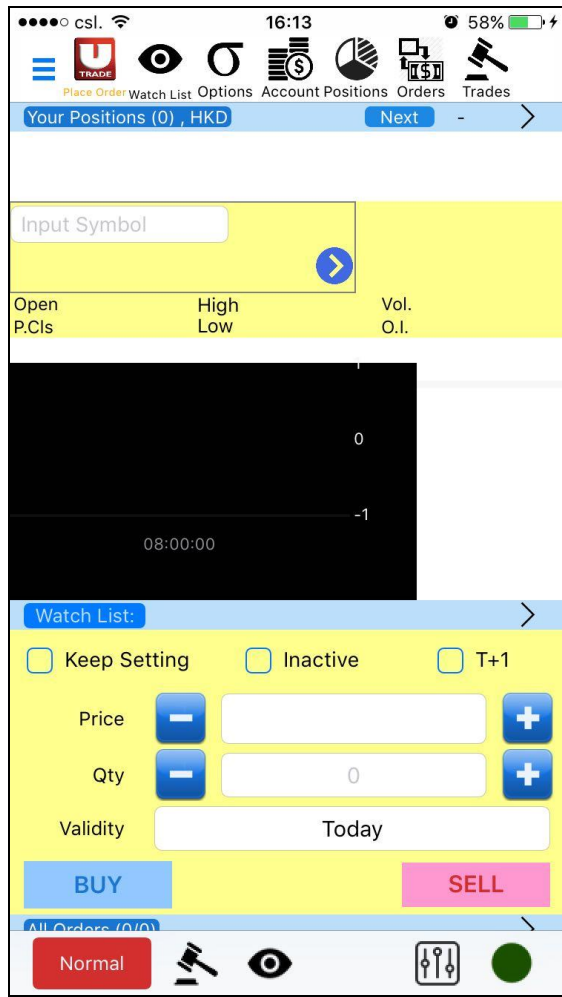


iOS Version



Android Version

Complete – Upon successful login, you have registered Two-factor Authentication for the device successfully



Frequently Asked Questions

1. How many devices can I register for the Two-factor Authentication?

Maximum of 5 devices (including computers, mobiles and tablets) can be registered for each account.

2. What should I do if I would like to change/ remove my registered device(s)?

- i) On UTRADE Futures web program, click "File" → "Device Security Management" → Double click the registered device you would like to remove, and the designated registered device can be removed. You could then register a new device for Two-factor Authentication service

- ii) On UTRADE HK for Futures (SPTrader Pro HD), click "Menu" → "Device Security Management" → Press and hold the designated device you would like to remove → click "Remove". You could then register a new device for Two-factor Authentication service (This function is currently unavailable on Android mobile app. If you would like to change/ remove your registered device(s), please use UTRADE Futures web program.)

3. Do I need to register for Two-factor Authentication service upon each login?

No, you are only required to register for each device ONCE a year.

4. What is the effective period for the registered Two-factor Authentication service?

The effective period of the registration is 1 year and you need to re-register all your device(s) after 1 year.

5. What should I do if I would like to amend my registered email?

If you would like to amend your registered email, please fill in "Change Of Information Notice" and mail the hard copy to your Account Manager or Client Services Department.

You may visit the below link to download "Change Of Information Notice" Form:

<http://www.utrade.com.hk/tc/help/forms/Change-of-information-Jan2018.pdf>

6. Other than the Two-factor Authentication, is there any additional security measure upon login?

You may also apply an additional security measure to enhance the security by enabling fingerprint authentication on Android devices and/ or Touch ID on iOS devices.

Should you have any enquiry, please contact us at +852 2136 1818 or email to clientservices@uobkayhian.com.hk